# HE-016 Standard inserts

500V 16A 16+

## Inserts

Hoods/Housings: size 16B, please find the details on page 15-70~15-107.1.

### Screw terminal

| Insert | Designation | Order No. |
|---|---|---|
| Male | HE-016-M | 122 016 011 0001 |
| Female | HE-016-F | 122 016 021 0001 |

### Crimp terminal

Order crimp contacts separately

| Insert | Designation | Order No. |
|---|---|---|
| Male | HE-016-MC[1)] | 122 016 010 0001 |
| Female | HE-016-FC[1)] | 122 016 020 0001 |

1).can match PCB adapter,see page 14-04~14-05.

### Spring terminal, See P00-14 for the structural characteristics of spring.



| Insert | Designation | Order No. |
|---|---|---|
| Male | HE-016-MS | 122 016 012 0001 |
| Female | HE-016-FS | 122 016 022 0001 |
| Male | HE-016-MS B | 122 016 012 0101 |
| Female | HE-016-FS B | 122 016 022 0101 |
| Double spring connection(Two terminal per contact ) Only suitable for high structure shells | | |
| Male | HE-016-MSS | 122 016 012 0201 |
| Female | HE-016-FSS | 122 016 022 0201 |

1) Distance for contact max. 21 mm

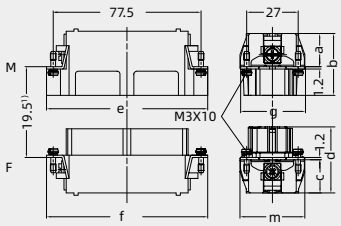


| | a | b | e | g | c | d | f | m |
|---|---|---|---|---|---|---|---|---|
| M/F | 17 | 32.5 | 84.2 | 34 | 17 | 34.5 | 84.2 | 33.5 |
| MC/FC | 18 | 33.5 | 84.5 | 34 | 18 | 35 | 84.5 | 34 |
| MS/FS | 18 | 33.7 | 84.5 | 34 | 18.2 | 35.5 | 84.5 | 34 |
| MSS/FSS | 34.3 | 49 | 84.5 | 34 | 32.2 | 49 | 84.5 | 34 |
| MS B / FS B | 19.6 | 34.7 | 84.3 | 34 | 18.6 | 36 | 84.5 | 34 |

Contact arrangement view from termination side




Panel cut out for inserts for use without hoods/housings

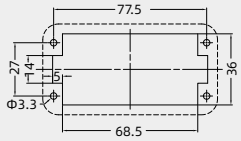


## Crimp contacts

### Crimp contacts 16A

Contact resistance ≤ 1mΩ
silver plated

gold plated

| Male | Order No. | Female | Order No. |
|---|---|---|---|
| CESM-0.37 | 101 019 110 0301 | CESF-0.37 | 101 019 120 0301 |
| CESM-0.50 | 101 019 110 0401 | CESF-0.50 | 101 019 120 0401 |
| CESM-0.75 | 101 019 110 0601 | CESF-0.75 | 101 019 120 0601 |
| CESM-1.0 | 101 019 110 0801 | CESF-1.0 | 101 019 120 0801 |
| CESM-1.5 | 101 019 110 0901 | CESF-1.5 | 101 019 120 0901 |
| CESM-2.5 | 101 019 110 1001 | CESF-2.5 | 101 019 120 1001 |
| CESM-3.0 | 101 019 110 1101 | CESF-3.0 | 101 019 120 1101 |
| CESM-4.0 | 101 019 110 1201 | CESF-4.0 | 101 019 120 1201 |
| CEGM-0.37 | 101 019 210 0301 | CEGF-0.37 | 101 019 220 0301 |
| CEGM-0.50 | 101 019 210 0401 | CEGF-0.50 | 101 019 220 0401 |
| CEGM-0.75 | 101 019 210 0601 | CEGF-0.75 | 101 019 220 0601 |
| CEGM-1.0 | 101 019 210 0801 | CEGF-1.0 | 101 019 220 0801 |
| CEGM-1.5 | 101 019 210 0901 | CEGF-1.5 | 101 019 220 0901 |
| CEGM-2.5 | 101 019 210 1001 | CEGF-2.5 | 101 019 220 1001 |
| CEGM-3.0 | 101 019 210 1101 | CEGF-3.0 | 101 019 220 1101 |
| CEGM-4.0 | 101 019 210 1201 | CEGF-4.0 | 101 019 220 1201 |

More crimp contacts16A see P13-04.

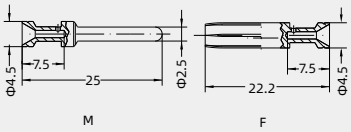


| Identification | Wire gauge | | Stripping length |
|---|---|---|---|
| no groove | 0.14-0.37 mm² | AWG 26-22 | 7.5mm |
| no groove | 0.5 mm² | AWG 20 | 7.5mm |
| 1 groove | 0.75 mm² | AWG 18 | 7.5mm |
| 1 groove | 1 mm² | AWG 18 | 7.5mm |
| 2 grooves | 1.5 mm² | AWG 16 | 7.5mm |
| 3 grooves | 2.5 mm² | AWG 14 | 7.5mm |
| wide groove | 3 mm² | AWG 12 | 7.5mm |
| no groove | 4 mm² | AWG 12 | 7.5mm |

When the wire gauge is less than 0.75mm2,it's better to use the auxiliary pin assembly tool TL15.

### Tools

Crimping tool

| Wire gauge | Designation | Order No. |
|---|---|---|
| 0.14-4mm² | TL02G | 198 001 001 0011 |

Wire gauge: 0.14-0.37mm²please select TL02 Crimping tool.

Contact removal tool

| Application | Designation | Order No. |
|---|---|---|
| for crimp contacts 16A | TL01 | 198 001 000 0002 |

More tools detail please find the page32-03~32-06.

Notes: The tools for crimp terminal may influence the product quality and stability. Please select the tools recognized by our company.